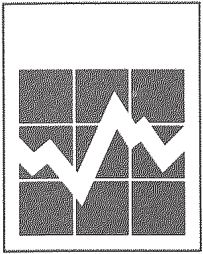


Statistics Canada (Canadian Centre for Health Information): Health Reports, Supplement No. 13, Vol. 2, No. 4, Life Tables, Canada and Provinces, 1985-1987; Ottawa, 1991, p. 28-31.



Catalogue 82-003S Quarterly

Canadian Centre
for Health Information

Health Reports

Supplement No. 13
1990 Volume 2 No. 4

**Life Tables, Canada
and Provinces
1985-1987**



Catalogue 82-003S Trimestriel

Centre canadien
d'information sur la santé

Rapports sur la santé

Supplément n° 13
1990 volume 2 n° 4

**Tables de mortalité
Canada et provinces
1985-1987**



CA
3490
2/ Suppl 13
ZB MED



Statistics
Canada

Statistique
Canada

Canada

LIFE TABLE 1985-1987 TABLE DE MORTALITE
 NEW BRUNSWICK / NOUVEAU-BRUNSWICK
 MALE / SEXE MASCULIN

| AGE | L | D | P | Q | LL | T | E |
|---------|--------|-----|---------|---------|-------|---------|-------|
| 0..... | 100000 | 918 | 0.99082 | 0.00518 | 99206 | 7247118 | 72.47 |
| 1..... | 99082 | 59 | 0.99941 | 0.00059 | 99047 | 7147912 | 72.14 |
| 2..... | 99023 | 38 | 0.99961 | 0.00039 | 98994 | 7048865 | 71.18 |
| 3..... | 98985 | 32 | 0.99968 | 0.00032 | 98968 | 6949871 | 70.21 |
| 4..... | 98953 | 31 | 0.99968 | 0.00032 | 98934 | 6850903 | 69.23 |
| 5..... | 98922 | 27 | 0.99973 | 0.00027 | 98908 | 6751969 | 68.26 |
| 6..... | 98895 | 21 | 0.99979 | 0.00021 | 98884 | 6653061 | 67.27 |
| 7..... | 98874 | 17 | 0.99983 | 0.00017 | 98865 | 6554176 | 66.29 |
| 8..... | 98857 | 17 | 0.99983 | 0.00017 | 98849 | 6455311 | 65.30 |
| 9..... | 98840 | 18 | 0.99982 | 0.00018 | 98831 | 6356462 | 64.31 |
| 10..... | 98822 | 21 | 0.99978 | 0.00022 | 98812 | 6257631 | 63.32 |
| 11..... | 98801 | 26 | 0.99974 | 0.00026 | 98788 | 6158819 | 62.34 |
| 12..... | 98775 | 34 | 0.99966 | 0.00034 | 98758 | 6060031 | 61.35 |
| 13..... | 98741 | 46 | 0.99954 | 0.00046 | 98718 | 5961273 | 60.37 |
| 14..... | 98695 | 61 | 0.99938 | 0.00062 | 98665 | 5862555 | 59.40 |
| 15..... | 98634 | 79 | 0.99920 | 0.00080 | 98595 | 5763891 | 58.44 |
| 16..... | 98555 | 95 | 0.99903 | 0.00097 | 98508 | 5665296 | 57.48 |
| 17..... | 98460 | 111 | 0.99888 | 0.00112 | 98405 | 5566788 | 56.54 |
| 18..... | 98349 | 124 | 0.99874 | 0.00126 | 98287 | 5468384 | 55.60 |
| 19..... | 98225 | 137 | 0.99860 | 0.00140 | 98156 | 5370096 | 54.67 |
| 20..... | 98088 | 150 | 0.99847 | 0.00153 | 98013 | 5271940 | 53.75 |
| 21..... | 97938 | 160 | 0.99837 | 0.00163 | 97858 | 5173927 | 52.83 |
| 22..... | 97778 | 164 | 0.99832 | 0.00168 | 97696 | 5076069 | 51.91 |
| 23..... | 97614 | 163 | 0.99833 | 0.00167 | 97533 | 4978373 | 51.00 |
| 24..... | 97451 | 157 | 0.99839 | 0.00161 | 97373 | 4880841 | 50.09 |
| 25..... | 97294 | 147 | 0.99848 | 0.00152 | 97221 | 4783468 | 49.16 |
| 26..... | 97147 | 140 | 0.99857 | 0.00143 | 97077 | 4686247 | 48.24 |
| 27..... | 97007 | 134 | 0.99862 | 0.00138 | 96940 | 4589170 | 47.31 |
| 28..... | 96873 | 131 | 0.99864 | 0.00136 | 96807 | 4492230 | 46.37 |
| 29..... | 96742 | 131 | 0.99865 | 0.00135 | 96676 | 4395423 | 45.43 |
| 30..... | 96611 | 131 | 0.99864 | 0.00136 | 96545 | 4298747 | 44.50 |
| 31..... | 96480 | 133 | 0.99863 | 0.00137 | 96413 | 4202201 | 43.56 |
| 32..... | 96347 | 134 | 0.99860 | 0.00140 | 96280 | 4105788 | 42.61 |
| 33..... | 96213 | 137 | 0.99858 | 0.00142 | 96144 | 4009508 | 41.67 |
| 34..... | 96076 | 140 | 0.99855 | 0.00145 | 96006 | 3913364 | 40.73 |
| 35..... | 95936 | 143 | 0.99850 | 0.00150 | 95865 | 3817357 | 39.79 |
| 36..... | 95793 | 149 | 0.99844 | 0.00156 | 95718 | 3721493 | 38.85 |
| 37..... | 95644 | 159 | 0.99835 | 0.00165 | 95564 | 3625774 | 37.91 |
| 38..... | 95485 | 169 | 0.99823 | 0.00177 | 95401 | 3530210 | 36.97 |
| 39..... | 95316 | 181 | 0.99810 | 0.00190 | 95226 | 3434809 | 36.04 |
| 40..... | 95135 | 196 | 0.99794 | 0.00206 | 95037 | 3339583 | 35.10 |
| 41..... | 94939 | 214 | 0.99774 | 0.00226 | 94832 | 3244546 | 34.17 |
| 42..... | 94725 | 237 | 0.99750 | 0.00250 | 94607 | 3149714 | 33.25 |
| 43..... | 94488 | 264 | 0.99720 | 0.00280 | 94356 | 3055107 | 32.33 |
| 44..... | 94224 | 296 | 0.99686 | 0.00314 | 94076 | 2960751 | 31.42 |
| 45..... | 93928 | 330 | 0.99648 | 0.00352 | 93763 | 2866675 | 30.52 |
| 46..... | 93598 | 368 | 0.99607 | 0.00393 | 93414 | 2772913 | 29.63 |
| 47..... | 93230 | 408 | 0.99562 | 0.00438 | 93026 | 2679499 | 28.74 |
| 48..... | 92822 | 450 | 0.99516 | 0.00484 | 92597 | 2586473 | 27.87 |
| 49..... | 92372 | 492 | 0.99467 | 0.00533 | 92126 | 2493877 | 27.00 |
| 50..... | 91880 | 537 | 0.99415 | 0.00585 | 91612 | 2401750 | 26.14 |
| 51..... | 91343 | 587 | 0.99357 | 0.00643 | 91049 | 2310139 | 25.29 |
| 52..... | 90756 | 643 | 0.99292 | 0.00708 | 90435 | 2219090 | 24.45 |
| 53..... | 90113 | 700 | 0.99223 | 0.00777 | 89763 | 2128655 | 23.62 |
| 54..... | 89413 | 761 | 0.99149 | 0.00851 | 89032 | 2038892 | 22.80 |

LIFE TABLE 1985-1987 TABLE DE MORTALITE
 NEW BRUNSWICK / NOUVEAU-BRUNSWICK
 MALE / SEXE MASCULIN

| AGE | L | D | P | Q | LL | T | E |
|----------|-------|-------|---------|---------|-------|---------|-------|
| 55..... | 88652 | 826 | 0.99068 | 0.00932 | 88239 | 1949860 | 21.99 |
| 56..... | 87826 | 899 | 0.98977 | 0.01023 | 87376 | 1861621 | 21.20 |
| 57..... | 86927 | 979 | 0.98873 | 0.01127 | 86438 | 1774245 | 20.41 |
| 58..... | 85948 | 1066 | 0.98760 | 0.01240 | 85415 | 1687807 | 19.64 |
| 59..... | 84882 | 1156 | 0.98638 | 0.01362 | 84304 | 1602392 | 18.88 |
| 60..... | 83726 | 1253 | 0.98503 | 0.01497 | 83099 | 1518088 | 18.13 |
| 61..... | 82473 | 1360 | 0.98352 | 0.01648 | 81793 | 1434989 | 17.40 |
| 62..... | 81113 | 1477 | 0.98178 | 0.01822 | 80374 | 1353196 | 16.68 |
| 63..... | 79636 | 1610 | 0.97978 | 0.02022 | 78831 | 1272822 | 15.98 |
| 64..... | 78026 | 1752 | 0.97755 | 0.02245 | 77150 | 1193991 | 15.30 |
| 65..... | 76274 | 1896 | 0.97515 | 0.02485 | 75326 | 1116841 | 14.64 |
| 66..... | 74378 | 2034 | 0.97266 | 0.02734 | 73361 | 1041516 | 14.00 |
| 67..... | 72344 | 2159 | 0.97015 | 0.02985 | 71265 | 968154 | 13.38 |
| 68..... | 70185 | 2259 | 0.96781 | 0.03219 | 69055 | 896890 | 12.78 |
| 69..... | 67926 | 2338 | 0.96559 | 0.03441 | 66757 | 827835 | 12.19 |
| 70..... | 65588 | 2413 | 0.96321 | 0.03679 | 64382 | 761078 | 11.60 |
| 71..... | 63175 | 2502 | 0.96039 | 0.03961 | 61924 | 696696 | 11.03 |
| 72..... | 60673 | 2617 | 0.95686 | 0.04314 | 59364 | 634772 | 10.46 |
| 73..... | 58056 | 2758 | 0.95251 | 0.04749 | 56677 | 575407 | 9.91 |
| 74..... | 55298 | 2902 | 0.94751 | 0.05249 | 53847 | 518730 | 9.38 |
| 75..... | 52396 | 3037 | 0.94204 | 0.05796 | 50877 | 464883 | 8.87 |
| 76..... | 49359 | 3146 | 0.93627 | 0.06373 | 47786 | 414006 | 8.39 |
| 77..... | 46213 | 3218 | 0.93036 | 0.06964 | 44604 | 366220 | 7.92 |
| 78..... | 42995 | 3238 | 0.92468 | 0.07532 | 41376 | 321615 | 7.48 |
| 79..... | 39757 | 3216 | 0.91911 | 0.08089 | 38149 | 280240 | 7.05 |
| 80..... | 36541 | 3175 | 0.91311 | 0.08689 | 34953 | 242091 | 6.63 |
| 81..... | 33366 | 3132 | 0.90615 | 0.09385 | 31800 | 207138 | 6.21 |
| 82..... | 30234 | 3094 | 0.89767 | 0.10233 | 28687 | 175338 | 5.80 |
| 83..... | 27140 | 3038 | 0.88804 | 0.11196 | 25621 | 146651 | 5.40 |
| 84..... | 24102 | 2950 | 0.87762 | 0.12238 | 22627 | 121030 | 5.02 |
| 85..... | 21152 | 2837 | 0.86587 | 0.13413 | 19733 | 98403 | 4.65 |
| 85+..... | 18315 | 18315 | 0.00000 | 1.00000 | 78670 | 78670 | 4.30 |

LIFE TABLE 1985-1987 TABLE DE MORTALITE
 NEW BRUNSWICK / NOUVEAU-BRUNSWICK
 FEMALE / SEXE FEMININ

| AGE | L | D | P | Q | LL | T | E |
|-----|--------|-----|---------|---------|-------|---------|-------|
| 0 | 100000 | 732 | 0.99268 | 0.00732 | 99375 | 8001225 | 80.01 |
| 1 | 99268 | 34 | 0.99966 | 0.00034 | 99241 | 7901850 | 79.60 |
| 2 | 99234 | 26 | 0.99973 | 0.00027 | 99221 | 7802609 | 78.63 |
| 3 | 99208 | 20 | 0.99980 | 0.00020 | 99197 | 7703388 | 77.65 |
| 4 | 99188 | 14 | 0.99987 | 0.00013 | 99187 | 7604191 | 76.66 |
| 5 | 99174 | 13 | 0.99987 | 0.00013 | 99168 | 7505004 | 75.67 |
| 6 | 99161 | 15 | 0.99984 | 0.00016 | 99154 | 7405836 | 74.68 |
| 7 | 99146 | 18 | 0.99982 | 0.00018 | 99137 | 7306682 | 73.70 |
| 8 | 99128 | 17 | 0.99983 | 0.00017 | 99119 | 7207545 | 72.71 |
| 9 | 99111 | 17 | 0.99983 | 0.00017 | 99102 | 7108426 | 71.72 |
| 10 | 99094 | 17 | 0.99983 | 0.00017 | 99085 | 7009324 | 70.73 |
| 11 | 99077 | 17 | 0.99983 | 0.00017 | 99068 | 6910239 | 69.75 |
| 12 | 99060 | 18 | 0.99982 | 0.00018 | 99051 | 6811171 | 68.76 |
| 13 | 99042 | 20 | 0.99980 | 0.00020 | 99032 | 6712120 | 67.77 |
| 14 | 99022 | 22 | 0.99978 | 0.00022 | 99011 | 6613088 | 66.78 |
| 15 | 99000 | 24 | 0.99975 | 0.00025 | 98988 | 6514077 | 65.80 |
| 16 | 98976 | 27 | 0.99973 | 0.00027 | 98962 | 6415089 | 64.81 |
| 17 | 98949 | 30 | 0.99970 | 0.00030 | 98934 | 6316127 | 63.83 |
| 18 | 98919 | 31 | 0.99968 | 0.00032 | 98904 | 6217193 | 62.85 |
| 19 | 98888 | 33 | 0.99967 | 0.00033 | 98872 | 6118289 | 61.87 |
| 20 | 98855 | 35 | 0.99965 | 0.00035 | 98838 | 6019417 | 60.89 |
| 21 | 98820 | 36 | 0.99963 | 0.00037 | 98802 | 5920579 | 59.91 |
| 22 | 98784 | 37 | 0.99963 | 0.00037 | 98766 | 5821777 | 58.93 |
| 23 | 98747 | 36 | 0.99963 | 0.00037 | 98729 | 5723011 | 57.96 |
| 24 | 98711 | 36 | 0.99964 | 0.00036 | 98693 | 5624282 | 56.98 |
| 25 | 98675 | 34 | 0.99965 | 0.00035 | 98658 | 5525589 | 55.00 |
| 26 | 98641 | 34 | 0.99966 | 0.00034 | 98624 | 5426932 | 54.02 |
| 27 | 98607 | 33 | 0.99966 | 0.00034 | 98591 | 5328308 | 53.04 |
| 28 | 98574 | 35 | 0.99965 | 0.00035 | 98556 | 5229717 | 52.06 |
| 29 | 98539 | 37 | 0.99963 | 0.00037 | 98521 | 5131161 | 51.07 |
| 30 | 98502 | 39 | 0.99960 | 0.00040 | 98482 | 5032640 | 50.09 |
| 31 | 98463 | 43 | 0.99957 | 0.00043 | 98441 | 4934158 | 49.11 |
| 32 | 98420 | 47 | 0.99952 | 0.00048 | 98396 | 4835716 | 48.13 |
| 33 | 98373 | 53 | 0.99947 | 0.00053 | 98346 | 4737320 | 47.15 |
| 34 | 98320 | 59 | 0.99940 | 0.00060 | 98291 | 4638973 | 46.18 |
| 35 | 98261 | 66 | 0.99933 | 0.00067 | 98228 | 4540683 | 45.21 |
| 36 | 98195 | 74 | 0.99924 | 0.00076 | 98158 | 4442454 | 44.24 |
| 37 | 98121 | 83 | 0.99915 | 0.00085 | 98079 | 4344296 | 43.27 |
| 38 | 98038 | 94 | 0.99905 | 0.00095 | 97991 | 4246217 | 42.31 |
| 39 | 97944 | 105 | 0.99893 | 0.00107 | 97892 | 4148226 | 41.35 |
| 40 | 97839 | 117 | 0.99880 | 0.00120 | 97781 | 4050334 | 40.40 |
| 41 | 97722 | 130 | 0.99867 | 0.00133 | 97657 | 3952553 | 39.45 |
| 42 | 97592 | 143 | 0.99854 | 0.00146 | 97520 | 3854896 | 38.50 |
| 43 | 97449 | 154 | 0.99842 | 0.00158 | 97372 | 3757376 | 37.56 |
| 44 | 97295 | 165 | 0.99831 | 0.00169 | 97213 | 3660004 | 36.62 |
| 45 | 97130 | 176 | 0.99819 | 0.00181 | 97042 | 3562791 | 35.68 |
| 46 | 96954 | 190 | 0.99804 | 0.00196 | 96859 | 3465749 | 34.75 |
| 47 | 96764 | 208 | 0.99785 | 0.00215 | 96660 | 3368890 | 33.82 |
| 48 | 96556 | 230 | 0.99761 | 0.00239 | 96441 | 3272229 | 32.89 |
| 49 | 96326 | 256 | 0.99735 | 0.00265 | 96198 | 3175788 | 31.97 |
| 50 | 96070 | 284 | 0.99704 | 0.00296 | 95928 | 3079590 | 31.06 |
| 51 | 95786 | 315 | 0.99671 | 0.00329 | 95628 | 2983662 | 30.15 |
| 52 | 95471 | 350 | 0.99634 | 0.00366 | 95296 | 2888034 | 29.25 |
| 53 | 95121 | 387 | 0.99594 | 0.00406 | 94928 | 2792738 | 28.36 |
| 54 | 94734 | 425 | 0.99551 | 0.00449 | 94522 | 2697811 | 27.48 |

LIFE TABLE 1985-1987 TABLE DE MORTALITE
 NEW BRUNSWICK / NOUVEAU-BRUNSWICK
 FEMALE / SEXE FEMININ

| AGE | L | D | P | Q | LL | T | E |
|----------|-------|-------|---------|---------|--------|---------|-------|
| 55..... | 94309 | 467 | 0.99505 | 0.00495 | 94076 | 2603289 | 27.60 |
| 56..... | 93842 | 513 | 0.99453 | 0.00547 | 93585 | 2509213 | 26.74 |
| 57..... | 93329 | 564 | 0.99396 | 0.00604 | 93047 | 2415628 | 25.88 |
| 58..... | 92765 | 617 | 0.99334 | 0.00666 | 92457 | 2322581 | 25.04 |
| 59..... | 92148 | 675 | 0.99267 | 0.00733 | 91810 | 2230124 | 24.20 |
| 60..... | 91473 | 737 | 0.99195 | 0.00805 | 91105 | 2138314 | 23.38 |
| 61..... | 90736 | 801 | 0.99117 | 0.00883 | 90336 | 2047209 | 22.56 |
| 62..... | 89935 | 870 | 0.99032 | 0.00968 | 89500 | 1956874 | 21.76 |
| 63..... | 89065 | 941 | 0.98944 | 0.01056 | 88595 | 1867373 | 20.97 |
| 64..... | 88124 | 1012 | 0.98851 | 0.01149 | 87618 | 1778779 | 20.18 |
| 65..... | 87112 | 1087 | 0.98752 | 0.01248 | 86569 | 1691160 | 19.41 |
| 66..... | 86025 | 1169 | 0.98641 | 0.01359 | 85440 | 1604592 | 18.65 |
| 67..... | 84856 | 1260 | 0.98515 | 0.01485 | 84226 | 1519151 | 17.90 |
| 68..... | 83596 | 1358 | 0.98376 | 0.01624 | 82917 | 1434926 | 17.17 |
| 69..... | 82238 | 1460 | 0.98226 | 0.01774 | 81508 | 1352009 | 16.44 |
| 70..... | 80778 | 1565 | 0.98062 | 0.01938 | 79996 | 1270501 | 15.73 |
| 71..... | 79213 | 1677 | 0.97883 | 0.02117 | 78375 | 1190506 | 15.03 |
| 72..... | 77536 | 1794 | 0.97687 | 0.02313 | 76639 | 1112131 | 14.34 |
| 73..... | 75742 | 1900 | 0.97491 | 0.02509 | 74782 | 1035492 | 13.67 |
| 74..... | 73842 | 1996 | 0.97297 | 0.02703 | 72844 | 960699 | 13.01 |
| 75..... | 71846 | 2099 | 0.97078 | 0.02922 | 70796 | 887855 | 12.36 |
| 76..... | 69747 | 2228 | 0.96805 | 0.03195 | 68633 | 817059 | 11.71 |
| 77..... | 67519 | 2396 | 0.96451 | 0.03549 | 66321 | 748426 | 11.08 |
| 78..... | 65123 | 2600 | 0.96008 | 0.03992 | 63823 | 682106 | 10.47 |
| 79..... | 62523 | 2818 | 0.95493 | 0.04507 | 61114 | 618283 | 9.89 |
| 80..... | 59705 | 3034 | 0.94919 | 0.05081 | 58188 | 557169 | 9.33 |
| 81..... | 56671 | 3231 | 0.94299 | 0.05701 | 55056 | 498982 | 8.80 |
| 82..... | 53440 | 3396 | 0.93645 | 0.06355 | 51742 | 443926 | 8.31 |
| 83..... | 50044 | 3529 | 0.92948 | 0.07052 | 48279 | 392184 | 7.84 |
| 84..... | 46515 | 3628 | 0.92200 | 0.07800 | 44701 | 343904 | 7.39 |
| 85..... | 42887 | 3683 | 0.91414 | 0.08586 | 41046 | 299204 | 6.98 |
| 85+..... | 39204 | 39204 | 0.00000 | 1.00000 | 258155 | 258155 | 6.58 |